

## Professional Series Stainless Steel 8" Arbor Package

### Instructions and Parts List



Ideal for lapidary and glass work, Lortone Arbors are used for grinding and polishing. Their widely spaced wheel centers are easy to use and can accommodate a variety of grinding/polishing wheels and drums. We use a sturdy welded stainless steel frame and smooth running rubber mounted bearings for quiet operation. Tapped shaft ends make installing spin-on polish heads simple. This complete unit features an attached adjustable drip water system. Includes motor and wheels.

- Comfortable, widely spaced wheel centers
- Clean, Quiet and efficient
- Sturdy stainless steel frame
- Replaceable rubber mounted bearings for quite operation

# SETTING UP YOUR MACHINE

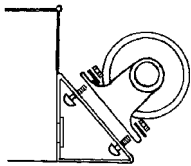
- Check the parts list to make sure all parts are included. If any parts are missing, please contact your dealer or the factory immediately.

*Note: Unit does not come with a drive motor. It may be purchased separately.*

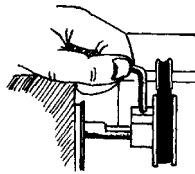
- Fasten the rubber feet to the bottom corners of the machine and under the motor mount.
- Place unit on a clean, sturdy work table.

## MOTOR INSTALLATION


- Secure motor to motor mount with bolts provided.
- Place motor pulley on the motor shaft and tighten set screw securely.
- Install belt and adjust motor for correct belt alignment and tension. Do not overtighten the belt as this will lead to excessive noise and premature bearing wear.



Secure motor to mount with bolts.



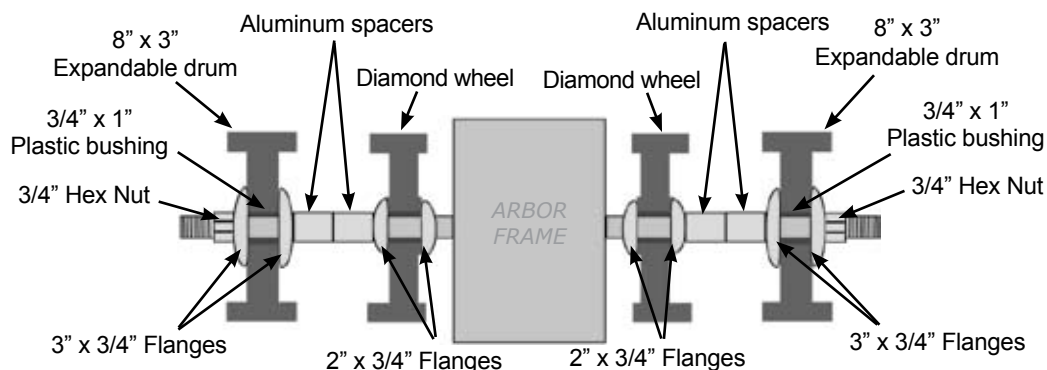
Slide pulley onto shaft and tighten securely.



Adjust belt tension to about 3/4".

## WHEEL & BELT INSTALLATION

- Carefully install belts on drums. Slightly compress the drums if required.
- Install the drums & wheels on the shaft using the flanges and spacer provided. Flanges must be installed with the concave side toward the diamond wheel or expandable drum. Note the proper direction of rotation of the wheels.
- Install spacers between wheels as needed and tighten the threaded nuts securely.
- Install Polish heads on appropriate ends of shaft. Labeled Left Hand (LH) & Right Hand (RH).



# OPERATION

- Do Not Operate Without Water! Using this machine without water can generate significant amounts of dust and result in reduced life of sanding belts and wheels.
- The attached water systems holds up to 2 quarts of water.
- Always wear eye protection and dust mask when using equipment. Failure to do so can result in severe injury or illness.
- Turn on motor and run arbor up to speed prior to applying water to wheels.
- After use, turn water source off and run wheels and drums for several seconds to remove excess water.
- Drain unit and wipe dry after use. If desired, a drain system can be attached for continuous draining during use (Fig. 3). If water will be left in machine, add a small amount of rust inhibitor.

## CAUTION

Do not operate without water.  
Injury to operator or damage to  
belts and wheels may occur.

Attached Water System

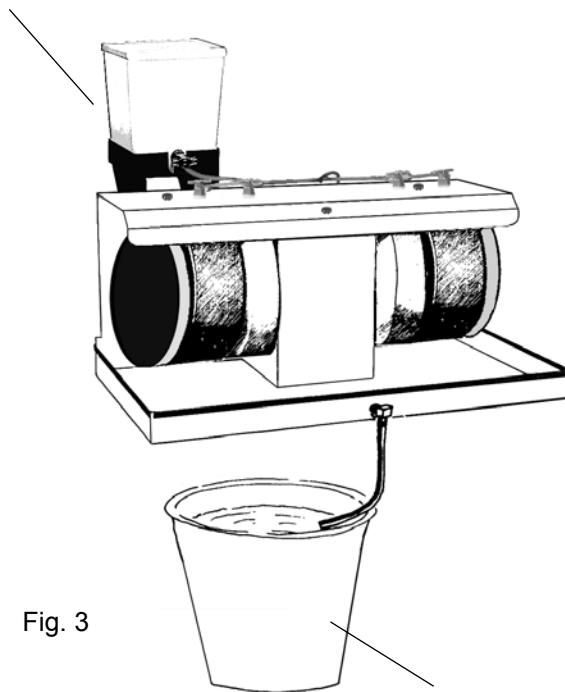
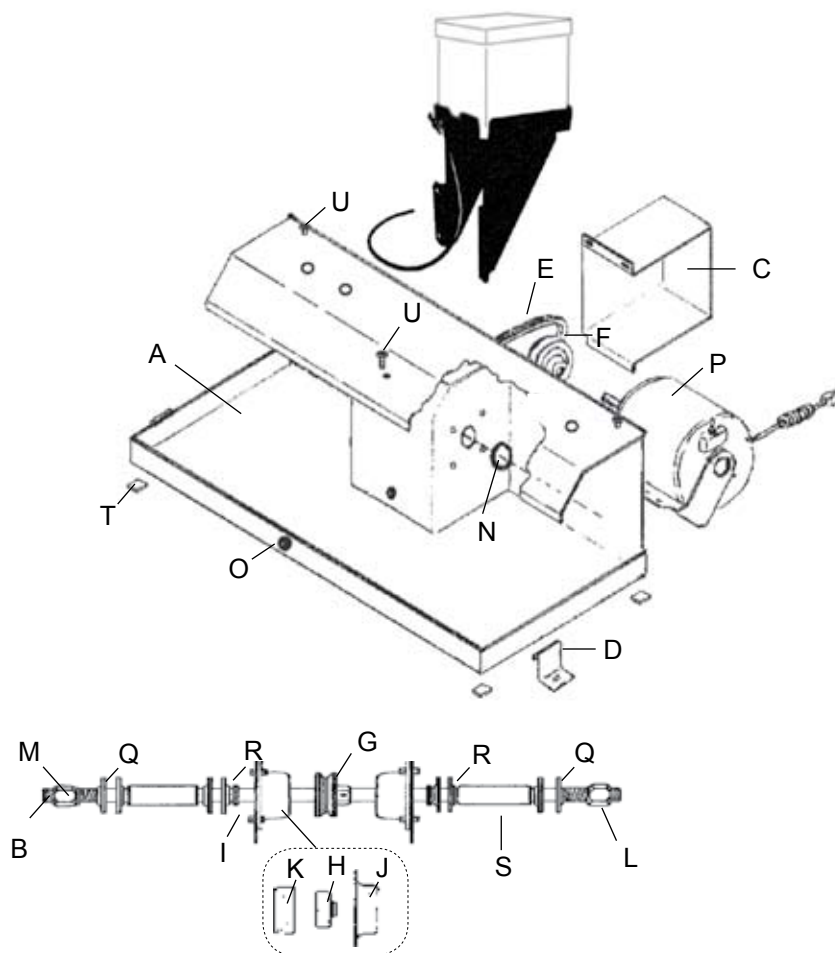


Fig. 3

Typical Drain System

## Complete 8" - 4 Wheel Arbor



8" - 4 Wheel Stainless Steel Arbor		
Part No.	Qty.	Description
A 034-100	1	Frame
B 036-001	1	Arbor Shaft
C 035-105	1	Belt Guard
D 033-025	2	Hold Down Clip
E 210-031	1	Drive Belt
F 211-013	1	Motor Pulley, 2 1/2" x 1/2"
G 211-015	1	Arbor Pulley, 2 1/2" x 3/4"
H 200-006	2	Arbor Bearing w/ locking collar
I 206-023	2	Retaining Ring
J 063-008	2	Bearing Hat
K 240-069	2	Rubber Bearing Isolator
L 481-026	1	Hex Nut, 3/4-16 RH
M 481-046	1	Hex Nut, 3/4-16 LH
N 217-020	2	Insulating Bushing
O 046-139	1	Drain system
P 300-012	1	1/3 HP Motor
Q 101-023	4	Plated Flange, 3" x 3/4"
R 101-013	4	Plated Flange, 2" x 3/4"

Part No.	Qty.	Description
S 105-006	2	3/4" Aluminum Spacer
S 105-010	2	1-1/2" Aluminum Spacer
T 209-006	6	Foot
U 290-015	3	Thumb Screw

### Package includes:

Part No.	Qty.	Description
506-052	1	8" x 3", 325 Mesh Diamond Belt
506-054	1	8" x 3", 600 Mesh Diamond Belt
506-056	1	8" x 3", 1200 Mesh Diamond Belt
506-058	1	8" x 3", 1600 Mesh Diamond Belt
506-090	1	8" 14,000 mesh Diamond Disc
508-002	1	8" Felt Pad
563-212	1	100 Mesh Diamond Wheel
563-214	1	220 Mesh Diamond Wheel
073-014	2	8" x 3" Expandable Drum
075-098	1	Attached Water system
515-028	1	8" Cast Aluminum Polish Head, RH
515-029	1	8" Cast Aluminum Polish Head, LH